

BCPS PARENT SURVEY 2021

run on 08/06/2021



surveys

Custom Survey

1 survey(s) 195 response(s)

Report Filters**School:**
N/A**Race:**
N/A**Grade:**
N/A**Gender:**
N/A**Ethnicity:**
N/A**Tag:**
N/A

BCPS PARENT SURVEY 2021

Demographics

Number of Responses | Percentages of Total Responses

1. Gender

Male 47 26%

Female 134 74%

181 respondents

2. Race

Asian 24 14%

Black or African American 27 16%

White 105 62%

Two or more races 14 8%

170 respondents

3. Ethnicity

Hispanic 60 36%

Non-Hispanic 105 64%

165 respondents

4. Grade

Grade K 38 20%

Grade 1 33 17%

Grade 2 27 14%

Grade 3 33 17%

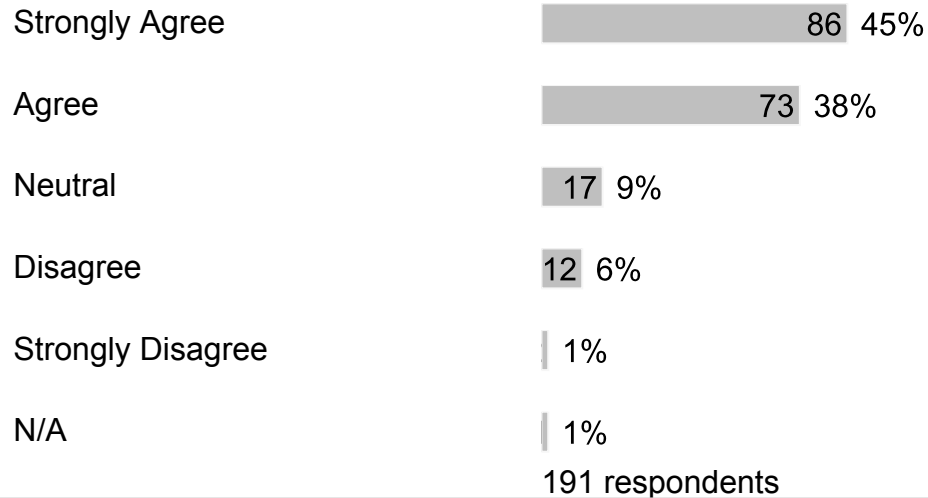
Grade 4 31 16%

Grade 5 32 16%

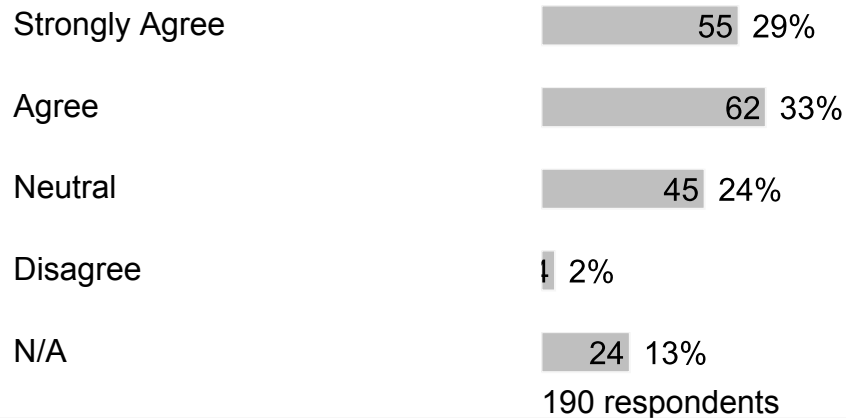
194 respondents

C. High Quality Instruction

1. Our school's administration provides strong instructional leadership.

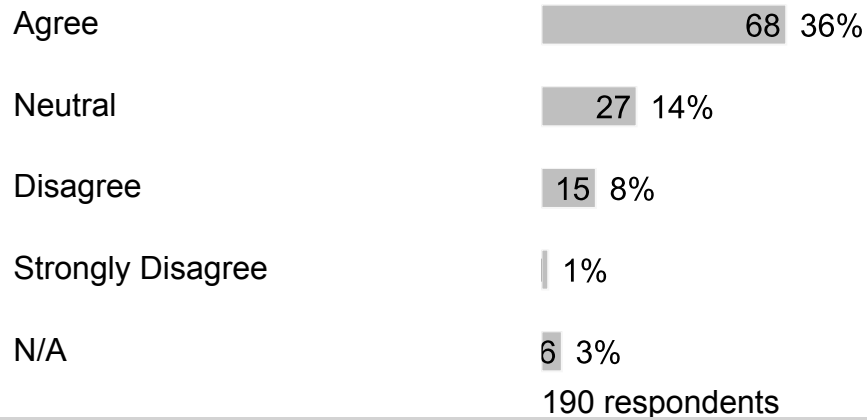


2. Through the School Advisory Council (SAC), the School Improvement Plan (SIP) is regularly reviewed and revised.

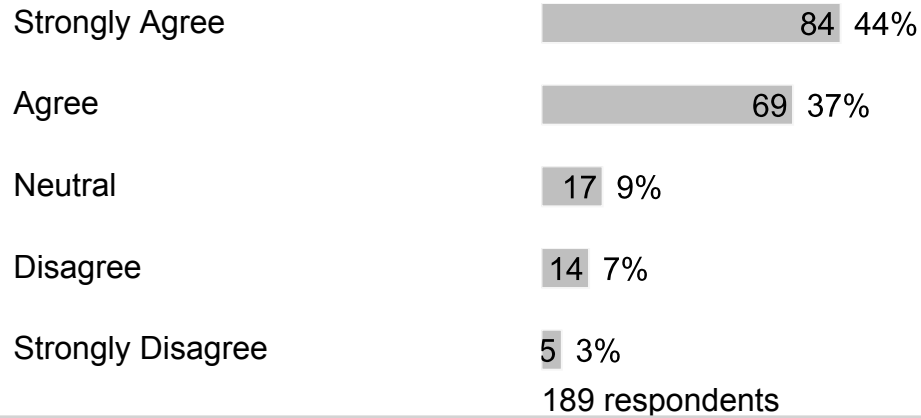


3. Our school has established goals and a plan for improving student learning.

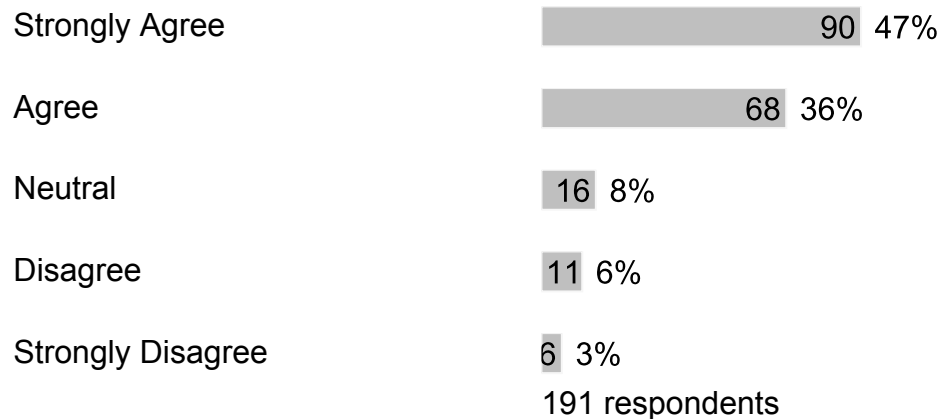




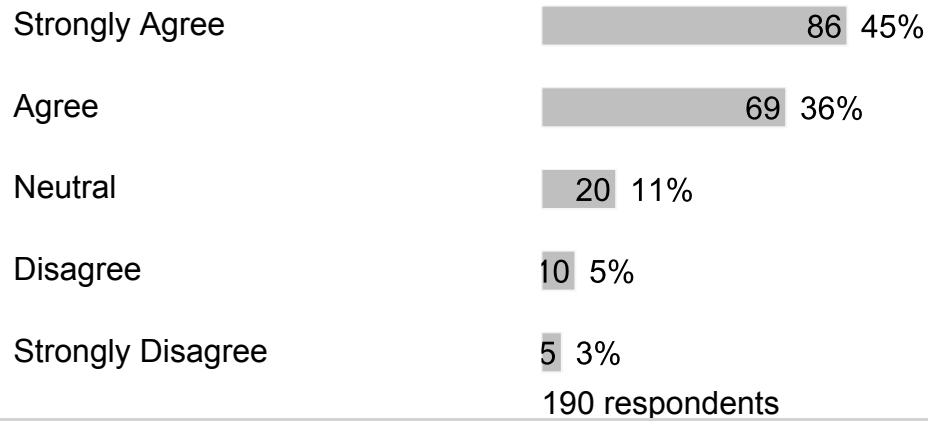
4. Our school meets my expectations to prepare my student well for the next level of study.



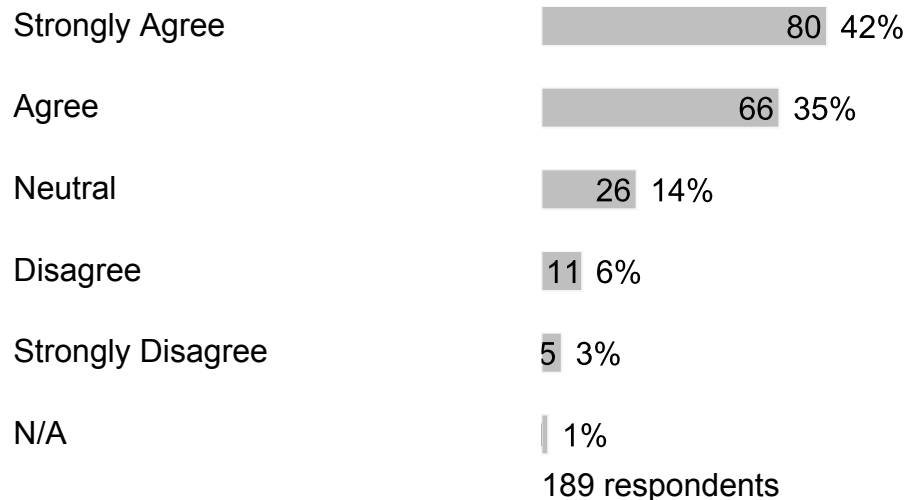
5. My child's teachers provide curriculum that meets their learning needs.



6. My child's teachers give work that challenges my child.



7. My child sees a relationship between what is being taught and their everyday life.



8. Clear learning expectations are set for my child.



Disagree 9 5%
Strongly Disagree 5 3%
N/A 1 1%

190 respondents

9. My child's understanding of what was taught is regularly assessed.

Strongly Agree 80 42%
Agree 72 38%
Neutral 26 14%
Disagree 7 4%
Strongly Disagree 1 1%
N/A 3 2%

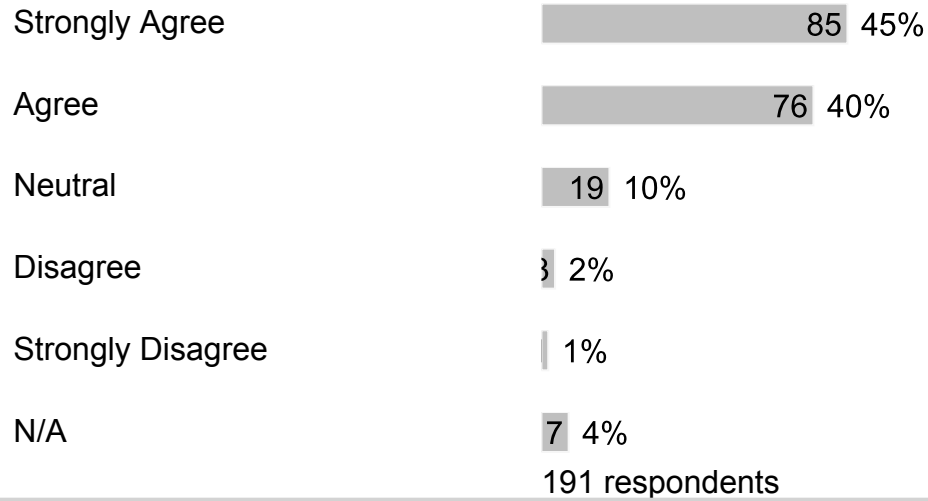
190 respondents

10. At school, my child has up-to-date computers and other technology to learn.

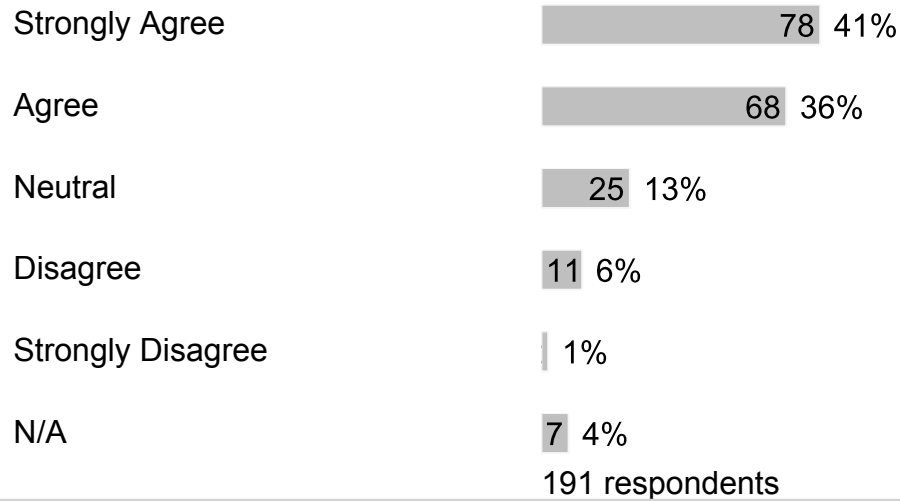
Strongly Agree 72 38%
Agree 73 38%
Neutral 20 11%
Disagree 6 3%
Strongly Disagree 1 1%
N/A 17 9%

190 respondents

11. Our school provides adequate books, computers and learning materials to students.



12. Our school works to keep instructional time free from distraction.



13. My child is prepared for success in the next school year.



Neutral	31	16%
Disagree	14	7%
Strongly Disagree	5	3%
N/A	1	1%

191 respondents

14. The principal is a positive educational leader at the school.

Strongly Agree	102	53%
Agree	54	28%
Neutral	23	12%
Disagree	4	2%
Strongly Disagree	6	3%
N/A	1	1%

191 respondents

15. The assistant principal(s) is a positive educational leader at the school.

Strongly Agree	95	50%
Agree	51	27%
Neutral	33	17%
Disagree	1	1%
Strongly Disagree	1	1%

N/A

10 5%
191 respondents

D. Safe & Supportive Environment

1. Our school treats students with value, respect, and compassion.

Strongly Agree 99 52%

Agree 74 39%

Neutral 10 5%

Disagree 5 3%

Strongly Disagree 1 1%

N/A 1 1%

191 respondents

2. My child likes going to school.

Strongly Agree 105 55%

Agree 60 31%

Neutral 13 7%

Disagree 9 5%

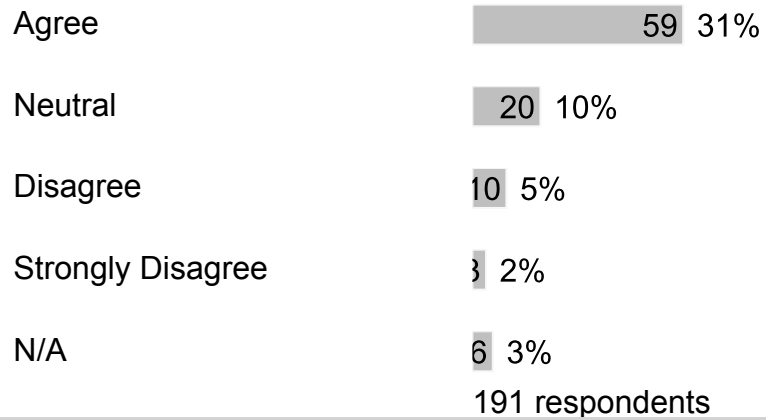
Strongly Disagree 1 1%

N/A 3 2%

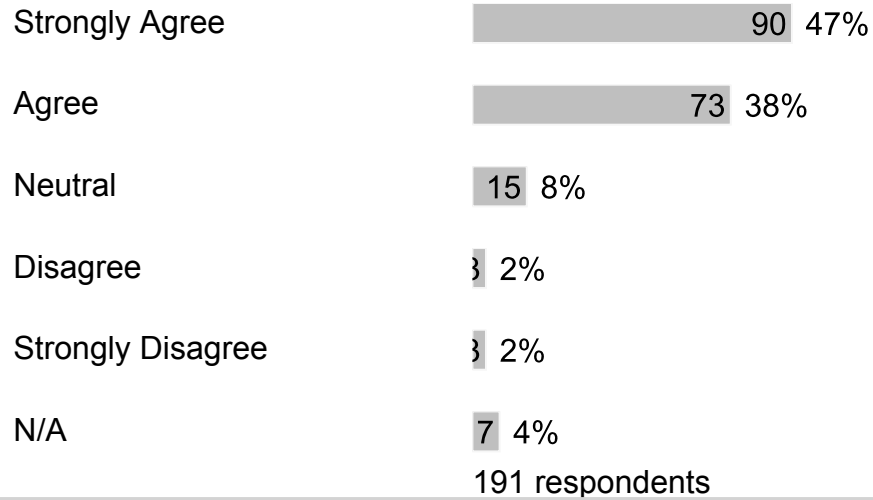
191 respondents

3. My child's teachers work as a team to help my child learn.

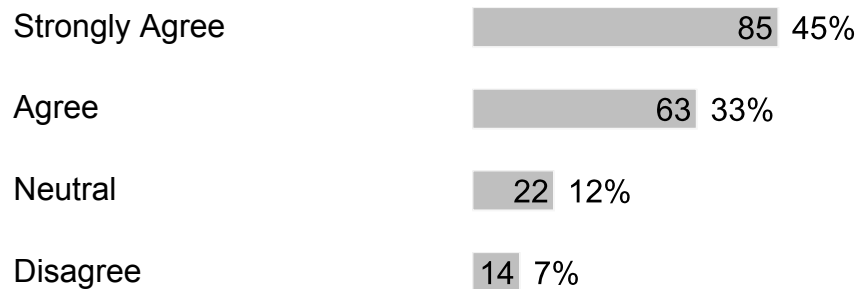
Strongly Agree 93 49%



4. Our school provides an equitable and inclusive environment for students.



5. My child's teachers meet his/her learning needs by adjusting the instruction.



Strongly Disagree 2%

N/A 1%

190 respondents

6. My child's teachers use a variety of teaching strategies.

Strongly Agree 83 44%

Agree 67 35%

Neutral 25 13%

Disagree 8 4%

Strongly Disagree 2%

N/A 1%

189 respondents

7. My child has at least one adult supporter in the school. (e.g., teacher, counselor, mentor, coach, etc.)

Strongly Agree 82 43%

Agree 68 36%

Neutral 20 10%

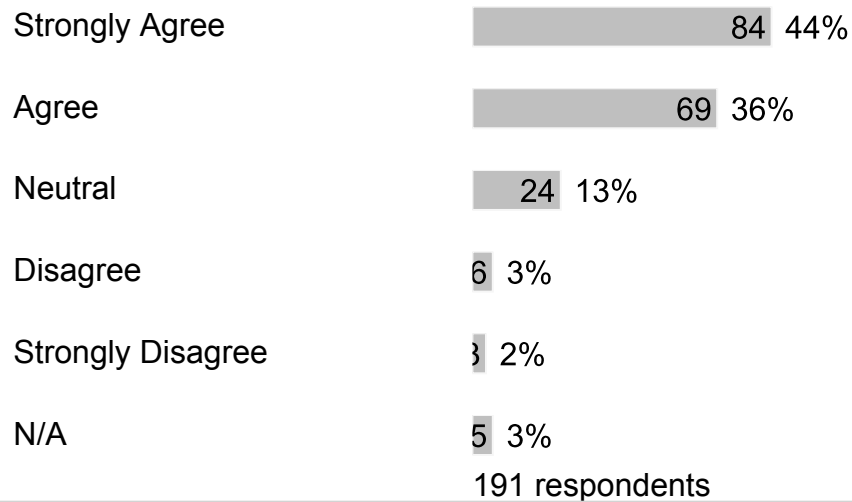
Disagree 9 5%

Strongly Disagree 1%

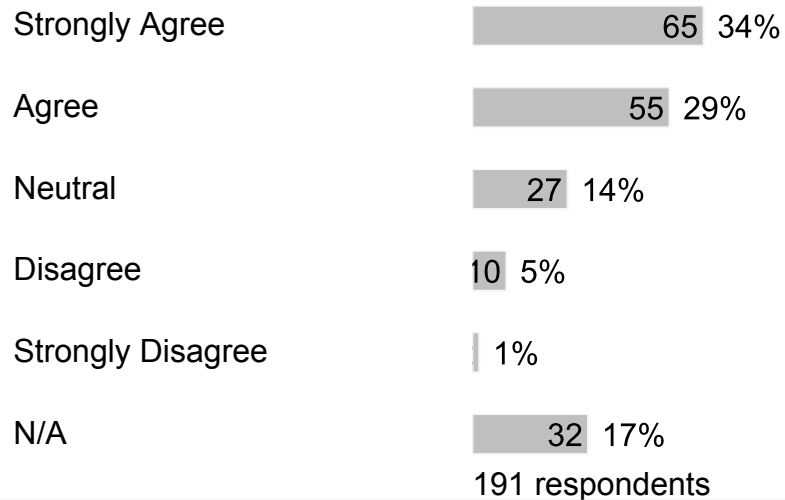
N/A 10 5%

191 respondents

8. Our school provides qualified staff members to support student learning.



9. My child has access to various types of school counselors based on his/her identified needs.



10. Our school provides high-quality support services (e.g., counseling, tutoring and/or career planning).



Disagree 11 6%

Strongly Disagree 3 2%

N/A 30 16%

190 respondents

11. My child knows who he/she can talk to for help with a problem.

Strongly Agree 68 36%

Agree 63 33%

Neutral 33 17%

Disagree 15 8%

Strongly Disagree 3 2%

N/A 7 4%

189 respondents

12. Our school provides a safe learning environment.

Strongly Agree 91 48%

Agree 83 43%

Neutral 6 3%

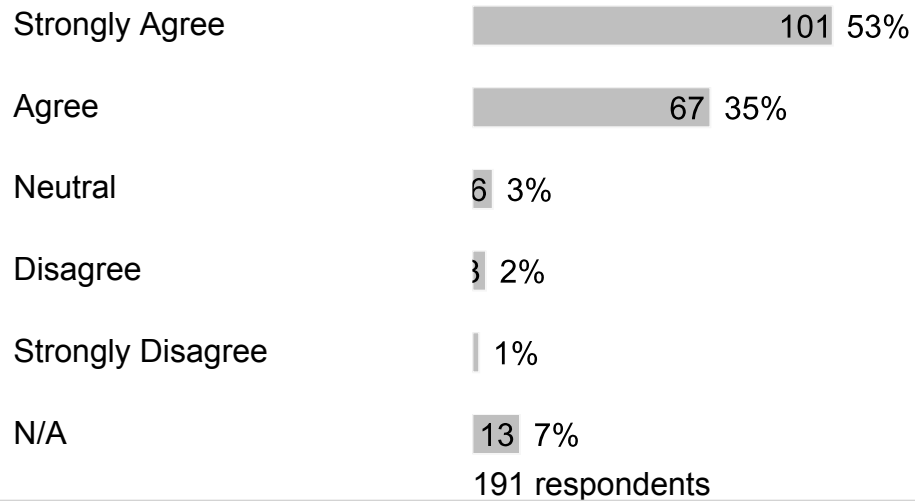
Disagree 3 2%

Strongly Disagree 1 1%

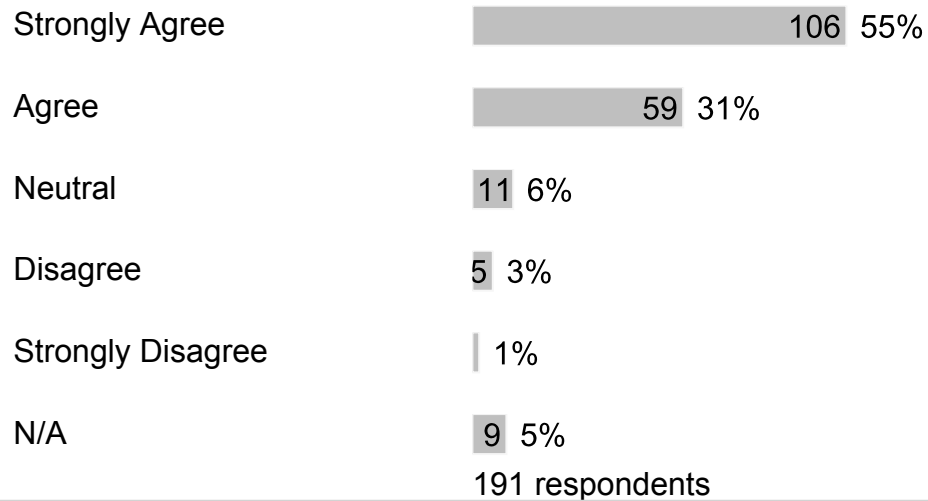
N/A 7 4%

191 respondents

13. My child feels safe at school.



14. The principal maintains a safe and secure school.



15. The assistant principal(s) maintains a safe and secure school.



Neutral 22 12%

Disagree 3 2%

N/A 11 6%

190 respondents

16. My child's school is clean and well-maintained.

Strongly Agree 88 46%

Agree 58 30%

Neutral 21 11%

Disagree 4 2%

N/A 20 10%

191 respondents

17. Our school provides opportunities for students to participate in activities that interest them.

Strongly Agree 78 41%

Agree 58 31%

Neutral 27 14%

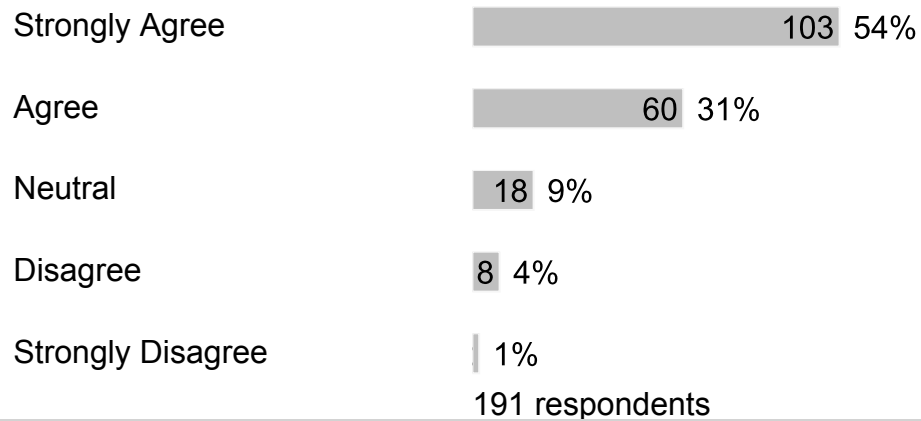
Disagree 10 5%

Strongly Disagree 1 1%

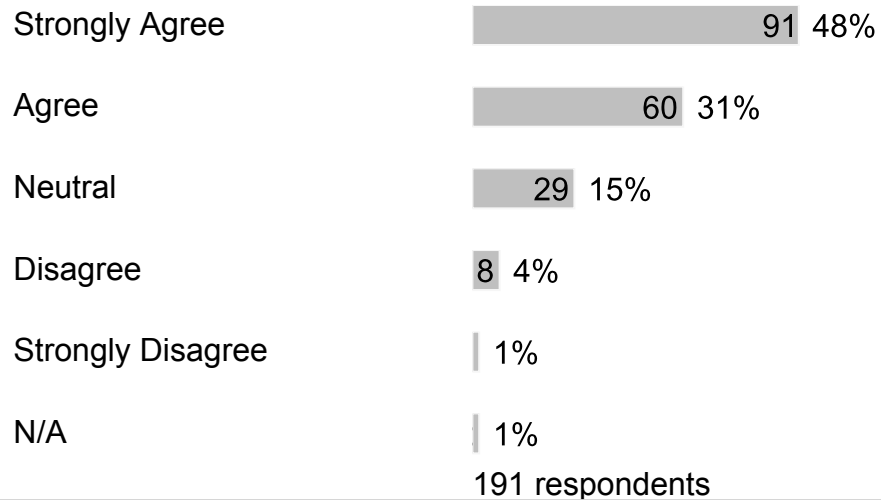
N/A 16 8%

190 respondents

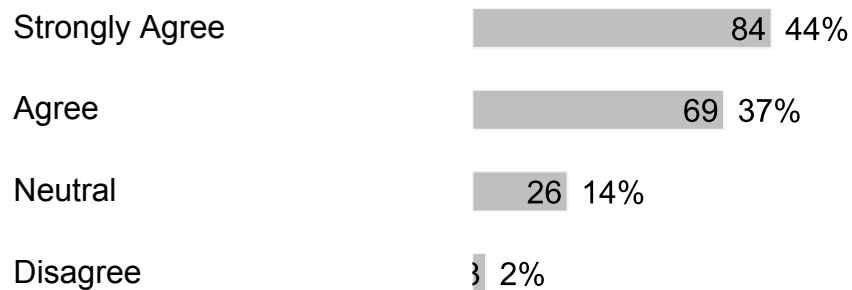
18. I would recommend my child's school to my friends.



19. Our school has high expectations for students.



20. Our school shares responsibility for student learning with its staff, parents and community members.



Strongly Disagree | 1%

N/A | 5 3%

189 respondents

21. At our school, students are generally safe from bullying.

Strongly Agree | 66 35%

Agree | 74 39%

Neutral | 23 12%

Disagree | 6 3%

Strongly Disagree | 3 2%

N/A | 19 10%

191 respondents

22. Our school's administration operates effectively.

Strongly Agree | 84 44%

Agree | 67 35%

Neutral | 26 14%

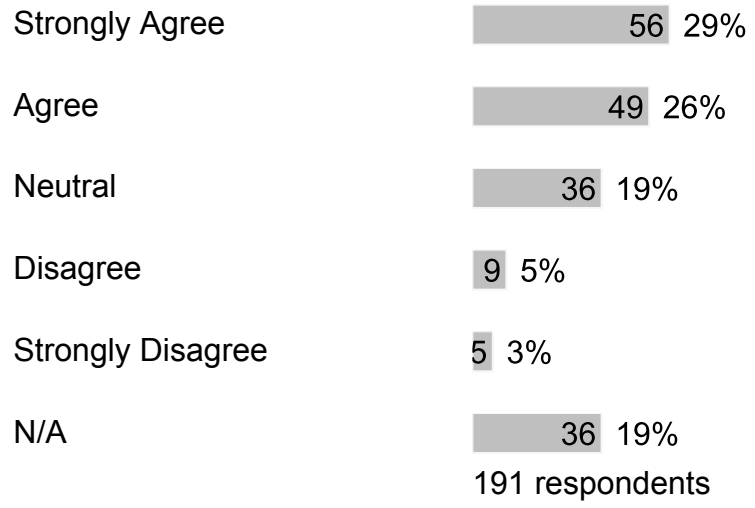
Disagree | 5 3%

Strongly Disagree | 1 2%

N/A | 1 2%

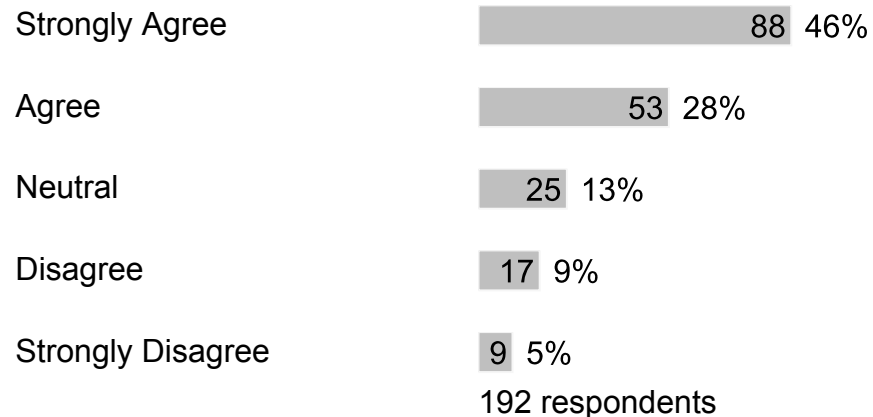
190 respondents

23. Our school has a family resource center and/or a staff member assigned to work with families.

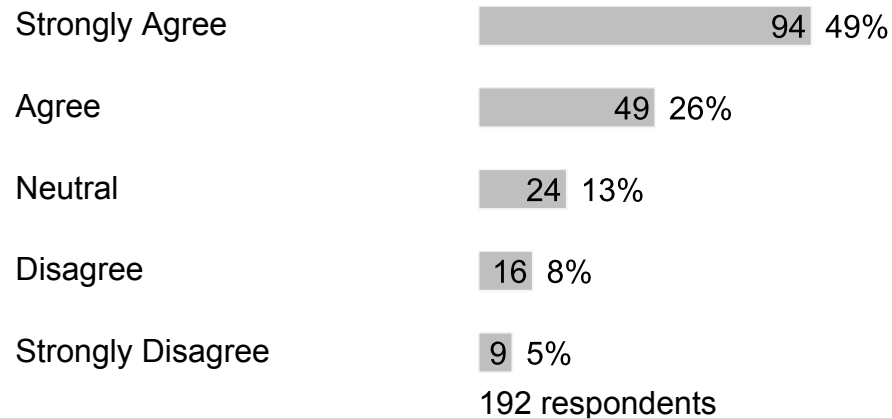


E. Effective Communication


1. My child's teachers keep me informed regularly about how my child is being graded.



2. My child's teachers help me to understand my child's progress.



3. My child's teachers report on my child's progress in easy to understand language.



Disagree	5	3%
Strongly Disagree	7	4%
N/A	3	2%

190 respondents

4. Teachers keep me informed about how my student performs.

Strongly Agree	89	47%
Agree	50	26%
Neutral	26	14%
Disagree	17	9%
Strongly Disagree	9	5%

191 respondents

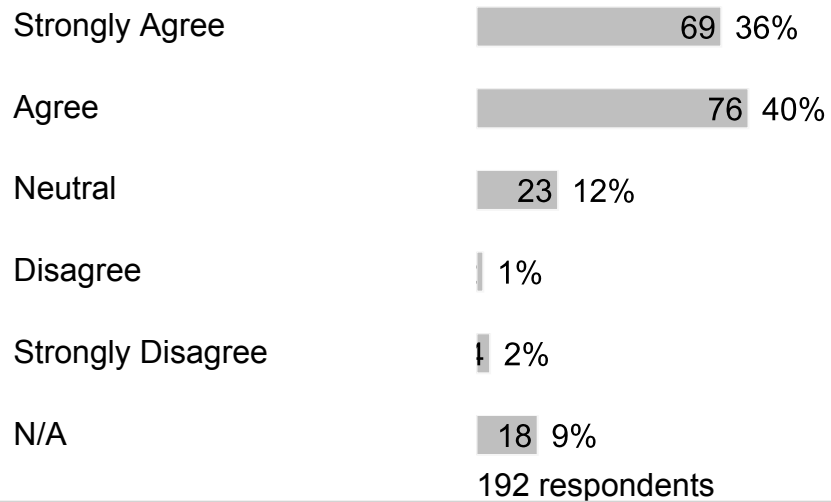
5. Teachers schedule conferences to share student learning progress with families.

Strongly Agree	77	40%
Agree	53	28%
Neutral	27	14%
Disagree	23	12%
Strongly Disagree	9	5%

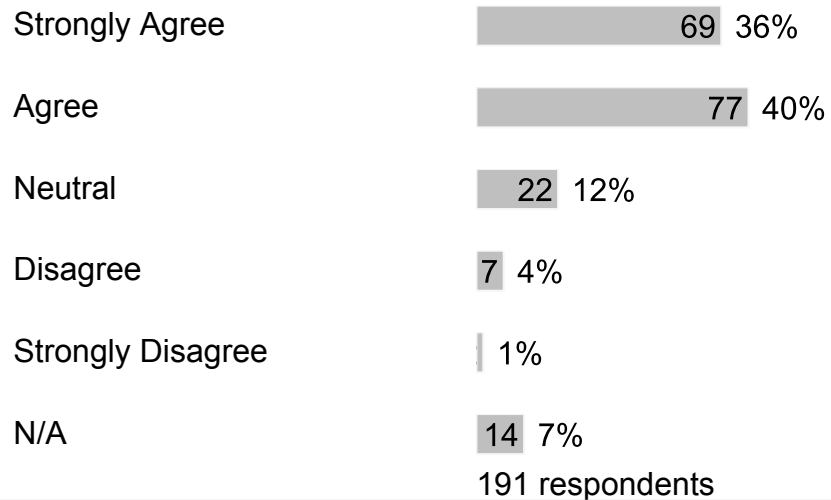
N/A	3	2%
-----	---	----

192 respondents

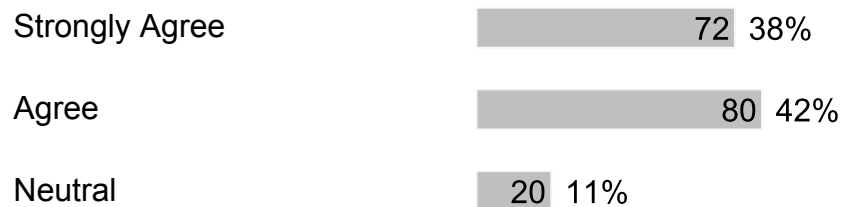
6. Our school provides opportunities for parents to be involved through the School Advisory Forum (SAF).



7. Families are encouraged to volunteer.



8. Families are given the opportunity to participate on school committees.



Disagree | 1%

Strongly Disagree | 1%

N/A | 14 7%

190 respondents

9. Our school reports the achievement of school goals.

Strongly Agree | 70 36%

Agree | 71 37%

Neutral | 34 18%

Disagree | 7 4%

Strongly Disagree | 1%

N/A | 8 4%

192 respondents

10. I am well-informed of the school's goals and activities.

Strongly Agree | 72 38%

Agree | 68 35%

Neutral | 33 17%

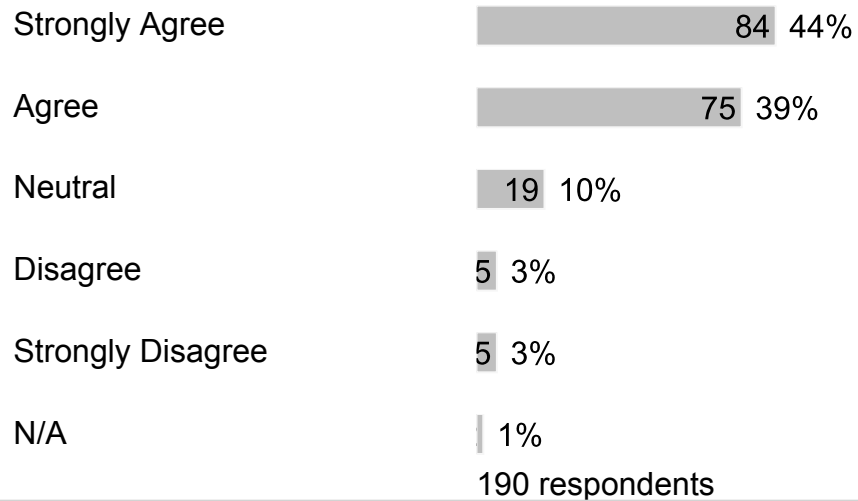
Disagree | 12 6%

Strongly Disagree | 3 2%

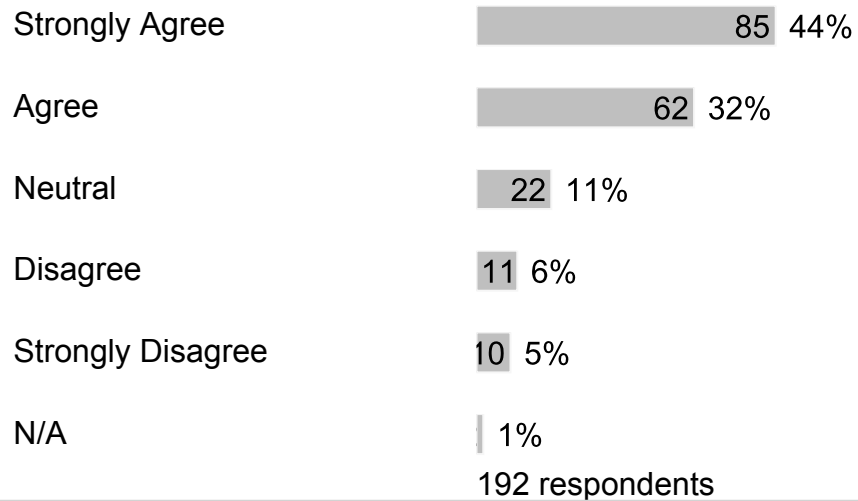
N/A | 1 2%

192 respondents

11. Our school communicates information in ways that are easy for families to understand.




12. Teachers regularly post information online or send home a newsletter.

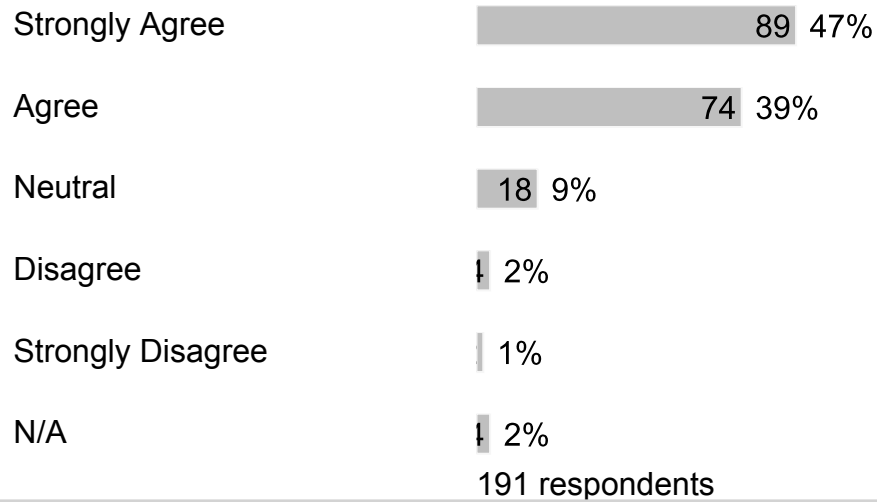


13. Our school asks families for their ideas on the best way to communicate school-related information.

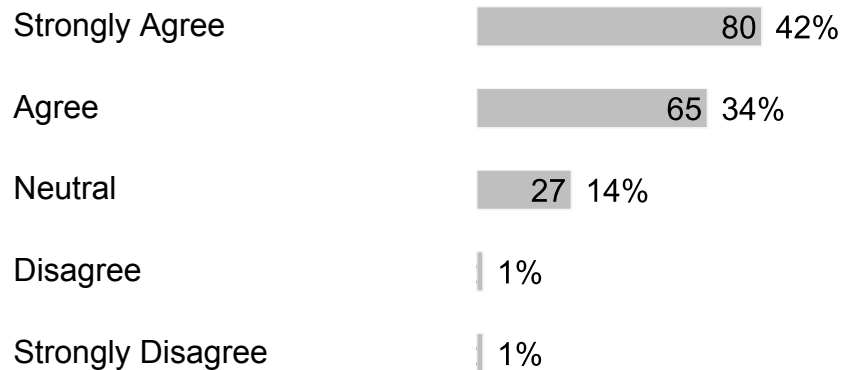




14. The principal is accessible via e-mails, texts, phone calls, or personal visits.



15. The assistant principal(s) is accessible via e-mails, texts, phone calls, or personal visits.



N/A 16 8%

192 respondents

16. Our school asks for family input when changing rules or policies.

Strongly Agree 60 31%

Agree 74 39%

Neutral 19 10%

Disagree 17 9%

Strongly Disagree 7 4%

N/A 15 8%

192 respondents

F. Additional Information

1. What else would you like to tell us?

Free form text answers are available in the exported CSV report